





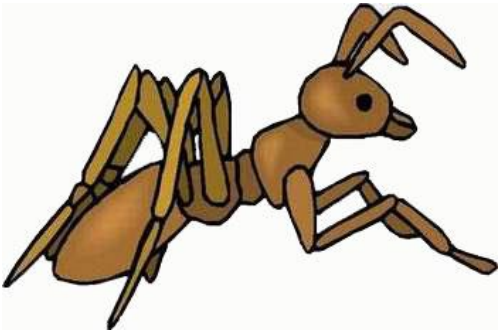
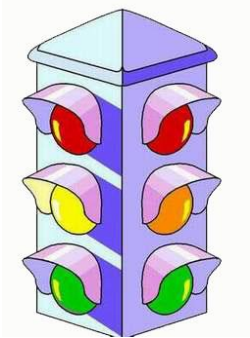





Klip brikkerne fra hinanden, så de hænger sammen to og to vandret: "der Adler" og billedet af et æble skal så kombineres med "der Apfel" og billedet af et armbånd osv., til man har en lang række af brikker. Læg dem evt. i en firkant for at spare plads! Bland brikkerne godt først 😊

NB! Her er 3 sider!

<p>der Adler</p> <p>6</p>	
<p>der Apfel</p> <p>6</p>	
<p>das Armband</p> <p>6</p>	
<p>das Auge</p> <p>6</p>	

<p>das Auto</p> <p>6</p>	
<p>der Adventskranz</p> <p>6</p>	
<p>der Affe</p> <p>6</p>	
<p>die Ameise</p> <p>6</p>	

<p>die Ampel</p> <p>6</p>	
<p>die Armbanduhr</p> <p>6</p>	
<p>die Ananas</p> <p>6</p>	
<p>der Ast</p> <p>6</p>	