





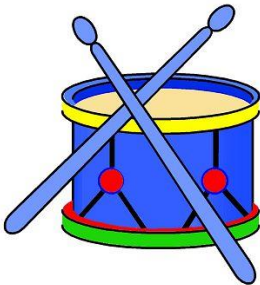







Klip brikkerne fra hinanden, så de hænger sammen to og to vandret: "cloud" og billedet af en stjerne skal så kombineres med "star" og billedet af en edderkop osv., til man har en lang række af brikker. Læg dem evt. i en firkant for at spare plads! Bland brikkerne godt først 😊

NB! Her er 3 sider.

| | |
|------------------------|--|
| 7 cloud |  |
| 7 star |  |
| 7 spider |  |
| 7 bull |  |

| | |
|----------------------------|--|
| <p>7</p> <p>playground</p> |  |
| <p>7</p> <p>teddy bear</p> |  |
| <p>7</p> <p>envelope</p> |  |
| <p>7</p> <p>drum</p> |  |

| | |
|-----------------------------------|--|
| <p>7</p> <p>curtain</p> |  |
| <p>7</p> <p>cradle</p> |  |
| <p>7</p> <p>windmill</p> |  |
| <p>7</p> <p>toothbrush</p> |  |